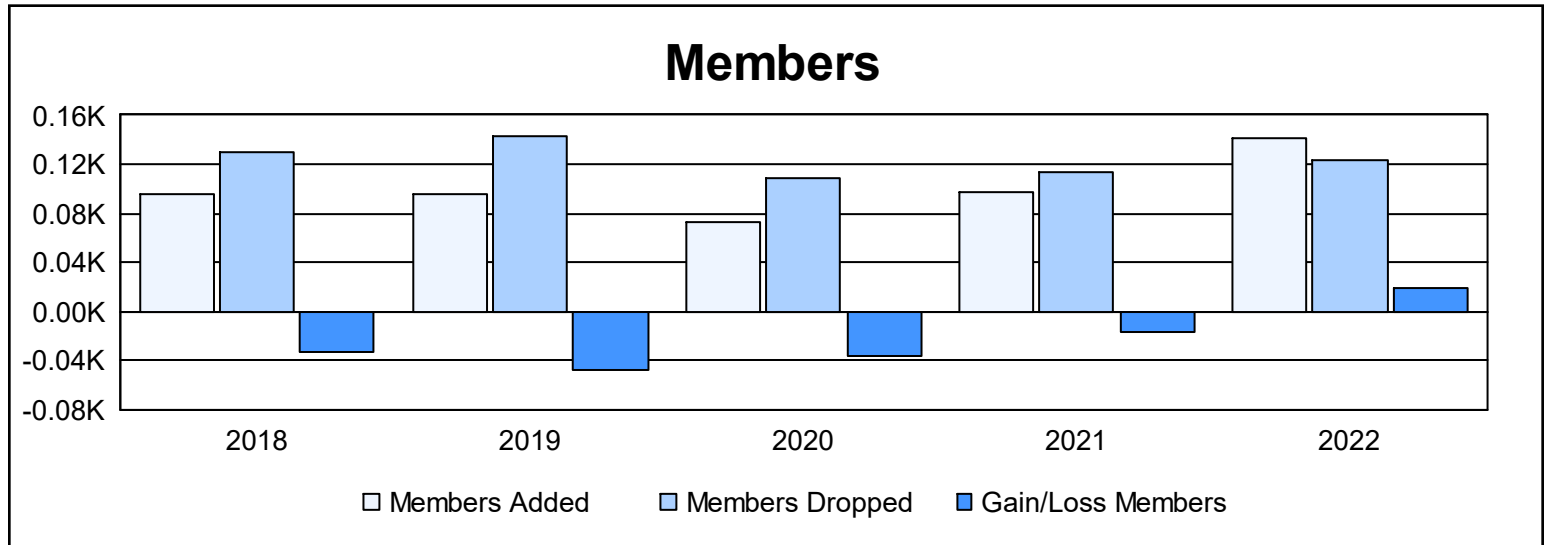
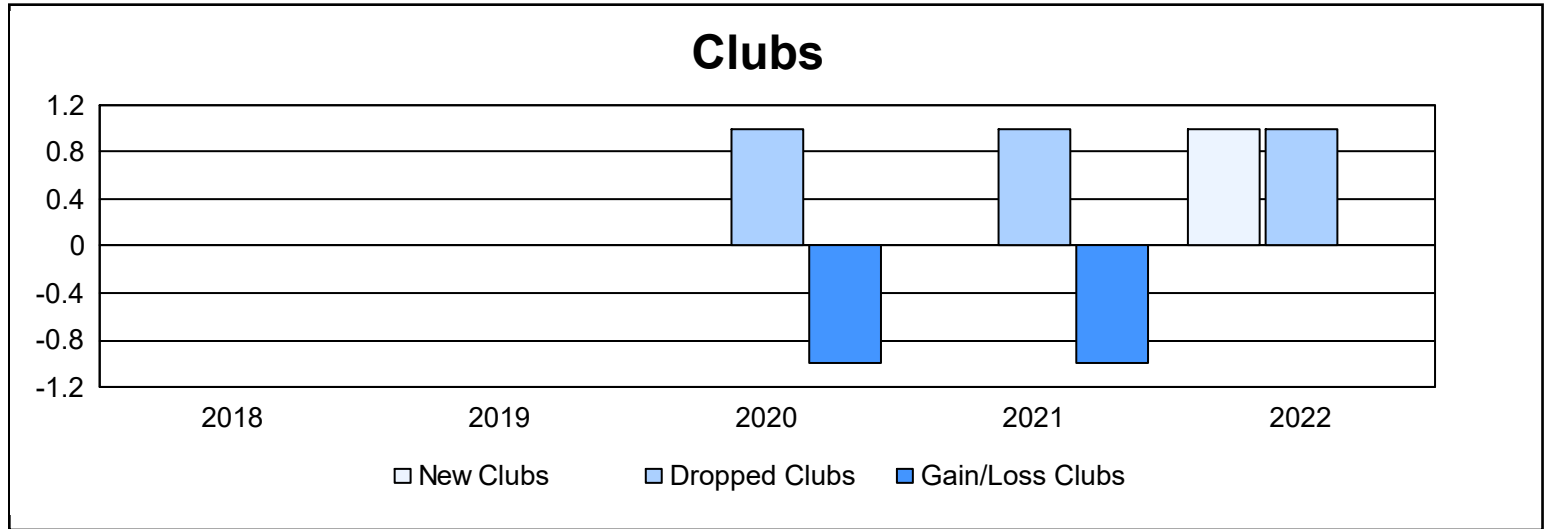
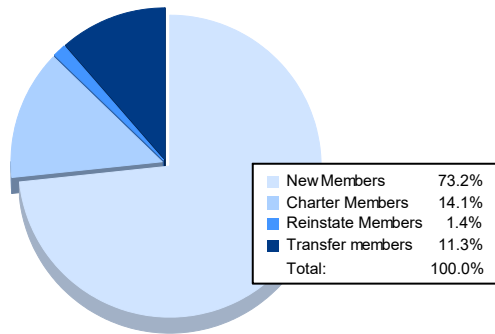


| Year           | New Clubs | Dropped Clubs | Gain/ Loss Clubs | New Members | Charter Members | Reinstate Members | Transfer Members | Total Member Added | Total Members Dropped | Gain/ Loss Members |
|----------------|-----------|---------------|------------------|-------------|-----------------|-------------------|------------------|--------------------|-----------------------|--------------------|
| 2017-2018      | 0         | 0             | 0                | 82          | 0               | 5                 | 9                | 96                 | 129                   | -33                |
| 2018-2019      | 0         | 0             | 0                | 75          | 1               | 13                | 7                | 96                 | 143                   | -47                |
| 2019-2020      | 0         | 1             | -1               | 54          | 2               | 2                 | 15               | 73                 | 109                   | -36                |
| 2020-2021      | 0         | 1             | -1               | 67          | 5               | 4                 | 22               | 98                 | 114                   | -16                |
| 2021-2022      | 1         | 1             | 0                | 104         | 20              | 2                 | 16               | 142                | 123                   | 19                 |
| <b>Average</b> | <b>0</b>  | <b>1</b>      | <b>0</b>         | <b>76</b>   | <b>6</b>        | <b>5</b>          | <b>14</b>        | <b>101</b>         | <b>124</b>            | <b>-23</b>         |



### Membership Composition June 2022 Cumulative



### Gender Composition June 2022 Cumulative

